

Summer 1 – Growing and Changing

The Old Toy Room



This is the story of a little girl who visits her grandparents. While she is there, she finds an old toy room, full of old toys. As she begins to play with the toys, she is taken on a magical adventure into the past.


As we read this book, we will explore and handle Victorian toys. We will discuss our ideas about what they do and how children in the past played with them. We will think about whether we have similar toys now.

We all have toys that we like to play with but what are our favourite toys? We will compare our favourite toys to toys from Victorian times – how are they similar/different?

A popular toy from the past was a cup and ball toy, children would throw the ball (which was attached to the cup by string) up and try to catch it in the cup. We will follow simple instructions to make our own cup and ball toy.

Without electricity and battery powered toys, children in the

Peepo! By Allan Ahlberg




This appears to be a story aimed at much younger children however, through the eyes of a baby in a pram, we are taken into a house in Victorian times.

We will look closely at pictures from the book, what can we see? What room are we in? What objects can we spot in the room? How do the rooms compare to the rooms of our houses?

We will discover more about the past by handling artefacts from the Victorian period comparing objects to modern day equipment.

Some people who lived during the times shown in the book are still alive today. We will think about questions we'd like to ask them, write down our questions, send them off and wait to find out about their history first hand!

The Very Hungry Caterpillar by Eric Carle




History doesn't only have to be thinking about the distant past, instead it can be events that have happened very recently. This well-known story allows us to explore the history of a butterfly, thinking about how it grows from an egg.

As part of this, we will have our own live caterpillars in school and observe the changes that they go through to become a butterfly. This will teach us all about the life cycle of a butterfly.

The Hungry Caterpillar from the story ate all sorts of food to prepare him for his transformation. We will be thinking about the foods he ate and deciding whether they are healthy foods or unhealthy foods. We will think about our own diets and identify the foods that we should eat a lot and those that we should eat in smaller amounts.

Butterflies are symmetrical, they have the same pattern on both sides of their wings. We will be observing the patterns on a variety of different butterflies

Tadpoles Promise by Jeanne Willis




This is a story that builds on our understanding of the life cycles of a butterfly and a frog. It is a story of the friendship between a caterpillar and tadpole who are unaware of the changes that they will undergo.

As well as having live caterpillars in school, we will explore the life cycle of a frog first hand too by keeping tadpoles and seeing the transformation from tadpoles to froglets to frogs that we can release into the school pond. We will learn about the stages of the life cycle and also how to look after living creatures.

Having live creatures in school allows us to make detailed observations. We will use drawing, painting and sketching to represent them, thinking about colours, shapes and smaller details.

In the story, the characters make promises to each other. We will think about some of the promises that we make to our friends and family. Why do we make promises?

The Tiny Seed by Eric Carle




This is the story of how plants grow from seeds and how seeds disperse to start the life cycle again.

Through this story, we will learn about how plants and foods grow from seeds. We will plant our own seeds and learn how to care for them so they grow.

In the story, some of the seeds are eaten by birds. We will find out about some of the birds that live around the school grounds. We will look more closely at where birds live and how they survive. We will create bird feeders to feed the birds in our school grounds and observe the birds feeding.

As seeds grow, the different part of the plant becomes visible. We will use beans in plastic food bags to see how the different parts grow. We will also look more closely at flowers, dissecting them and labelling the key parts.

The Growing Story by Ruth Krauss and Helen Oxenbury



We have found out about how caterpillars grow from eggs and become butterflies, how tadpoles become frogs and how plants grow from seeds but how do we grow? This is a story about growing and how we change and grow just like all the living things around us.

We will discover how we grow from babies to adults, thinking about significant events at different times in our lives.

We will compare ourselves as babies to ourselves now, thinking about what we can do now that we couldn't do before and looking to the future, what will we be able to do when we're older that we can't do now?

We will think about a range of different living things and find out about how they grow.

We know that we need to eat healthy foods but what else do we need to help us to grow healthily? We will be thinking about our physical and mental health and how we can behave to make sure that we are healthy.

past used their imagination to bring their toys to life. We will create a spoon doll character and use it in our play.		and finding out about how we can use printing to create our own symmetrical butterflies.			
Victorian Past Changes Electricity Toys History Time Artefacts	Victorian Past Wireless Changes Electricity Toys History Time Artefacts	Caterpillar Cocoon Butterfly Life cycle Symmetrical Egg Healthy Unhealthy Camouflage	Frogspawn Tadpole Froglet Frog Life cycle Gill Tail	Seed Life cycle Plant Leaf Petal Flower Roots Sun Water Soil	Baby Toddler Child Teenager Adult Grow Future Mental health