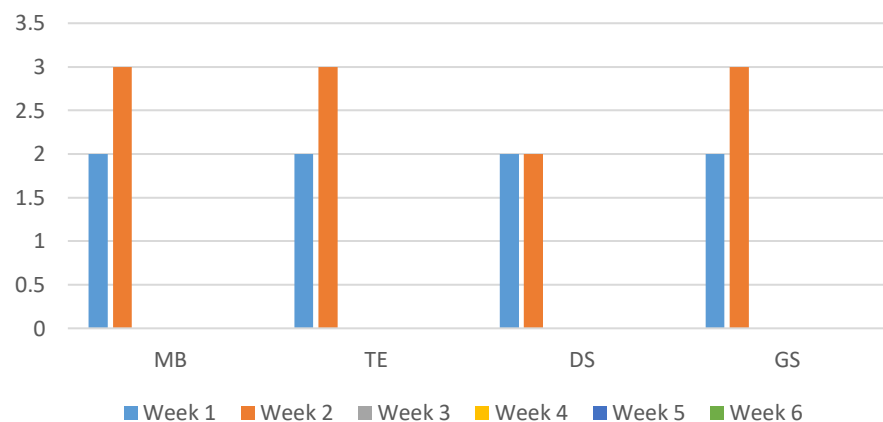


AUTUMN 1 TOPIC - TEAMWORK

This sheet shows the progress of pupils throughout the weeks that they had taken part in the "Teamwork" sessions, the scores which they had received, as well as progress. As you can see, the weeks will differ in score or stay the same relating to their performance. I will also judge whether they have progressed, maintained consistency or requires improvement. These scores are based on the key used. The first term that children in the SEMH groups with Mr. Franks will focus on is "Teamwork". The aim and focus of this term is to develop communication skills within groups, create bonds and friendships, and be able to work with others respectfully, sensibly and efficiently. Their progress will be tracked on this sheet throughout the weeks that they take part. These scores will reflect their performance related to the session completed, and overall the topic of teamwork. They will be taking part in various teamwork games that require communication, togetherness, listening to ideas and lots of resilience as there will be problems that need to be solved. This progress will be tracked over the weeks that they take part in sessions, and see how children develop in these sessions. The key for the assessment system is shown below the tracking tables below.

DUE TO A BUSY PERIOD WITHIN SCHOOL, THESE SESSIONS HAVE BEEN LIMITED AS OTHER JOBS HAVE TAKEN PRIORITY.

Year 2 Bar Chart to Show progress of Teamwork over a 6 week period



YEAR 2 SEMH TRACKING AUTUMN 1

DATE:	10.09.21	17.09.21	24.09.21	1.10.21	08.10.21	15.10.21
NAME	Week 1	Week 2	Week 3	Week 4	Week 5	Week 6
MB	2	3	X	X		
TE	2	3	X	X		
DS	2	2	X	X		
GS	2	3	X	X		

YEAR 2 STUDENT PROGRESS

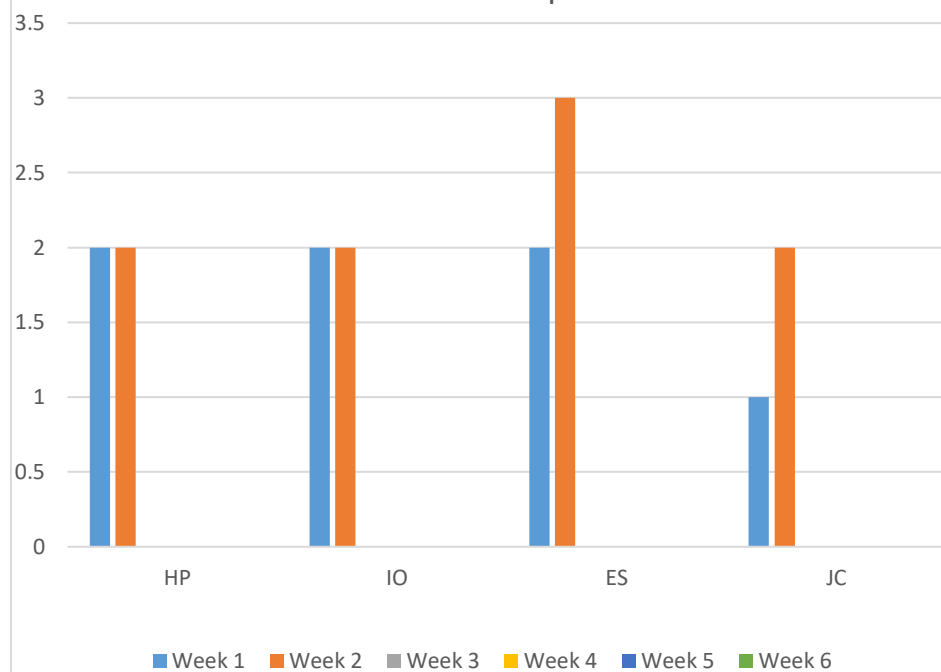
NAME:	Have the	Starting Score	Ending score
MB	Yes	2	3
TE	Yes	2	3
DS	No	2	2
GS	Yes	2	3

0
0
0
0
0
0
0
0
0
0
0

KEY:

1 = EMERGING
2 = DEVELOPING
3 = EXPECTED
4 = EXCEEDING

Year 3 Bar Chart to Show progress of Teamwork
over a 6 week period



YEAR 3 STUDENT PROGRESS

<u>NAME:</u>	<u>Have th</u>	<u>Starting Score</u>	<u>Ending score</u>
HP	No	2	2
IO	No	2	2
ES	Yes	2	3
JC	Yes	1	2
	0		
	0		
	0		
	0		
	0		
	0		
	0		
	0		
	0		

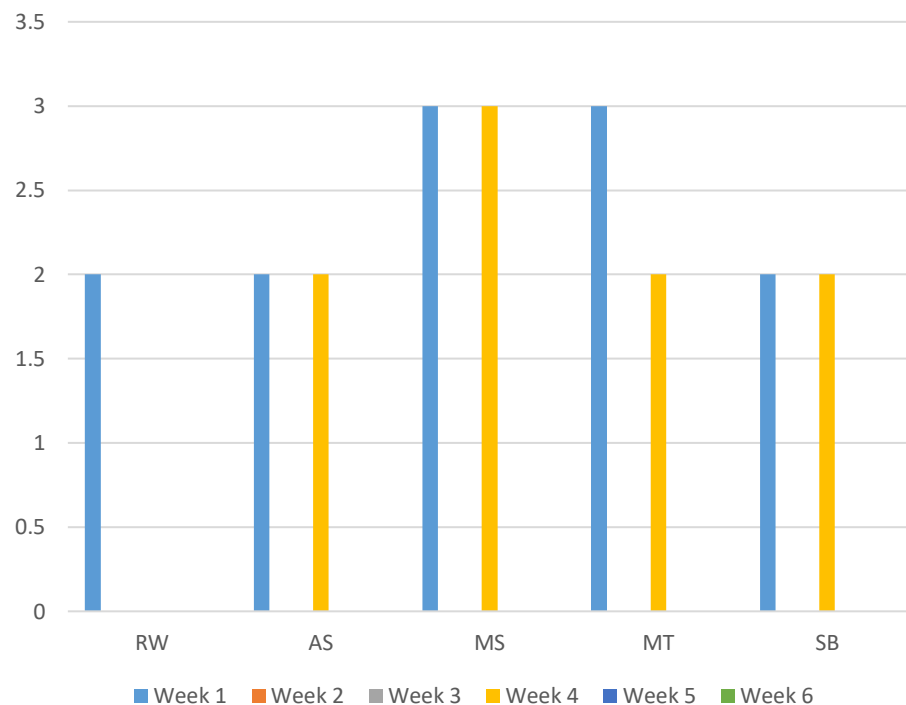
YEAR 3 SEMH TRACKING AUTUMN 1

<u>DATE:</u>	11.09.21	18.09.21	25.09.21	2.10.21	9.10.21	16.10.21
<u>NAME</u>	Week 1	Week 2	Week 3	Week 4	Week 5	Week 6
HP	2	2	X	X		
IO	2	2	X	X		
ES	2	3	X	X		
JC	1	2	X	X		

KEY:

1 = EMERGING
2 = DEVELOPING
3 = EXPECTED
4 = EXCEEDING

Year 4 Bar Chart to Show progress of Teamwork over a 6 week period



YEAR 4 SEMH TRACKING AUTUMN 1

DATE:	16.09.21	23.09.21	30.09.21	07.10.21	14.10.21	21.10.21
NAME	Week 1	Week 2	Week 3	Week 4	Week 5	Week 6
RW	2	X	X	X		
AS	2	X	X	2		
MS	3	X	X	3		
MT	3	X	X	2		
SB	2	X	X	2		

YEAR 4 STUDENT PROGRESS

NAME:	Have the	Starting Score	Ending score
RW			2 X
AS			2 2
MS			3 3
MT			3 2
SB			2 2
0			0
0			0
0			0
0			0
0			0
0			0
0			0
0			0
0			0
0			0

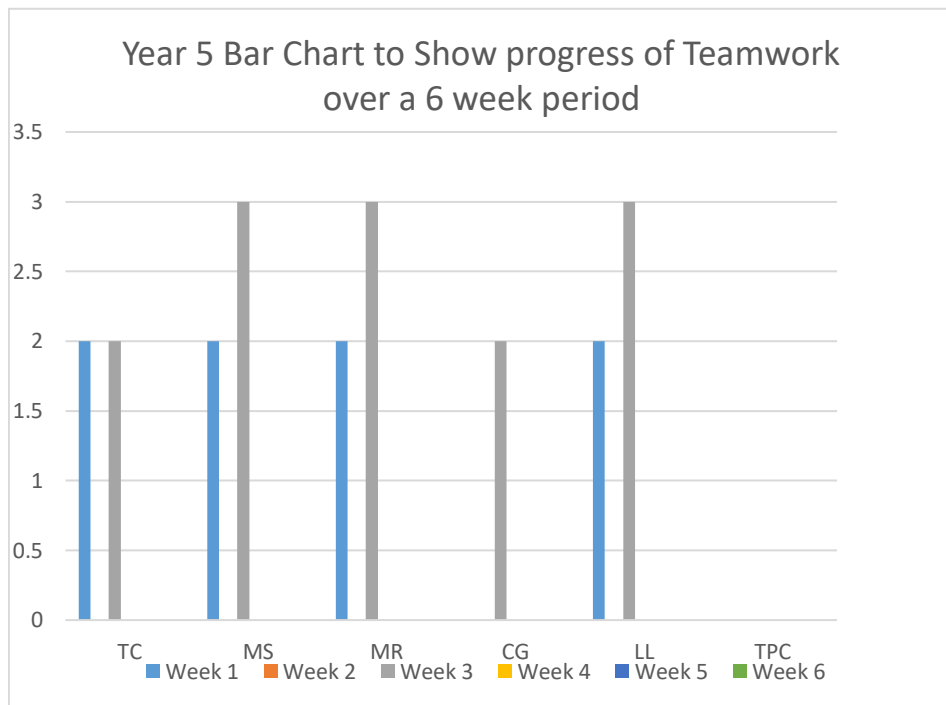
KEY:

1 = EMERGING

2 = DEVELOPING

3 = EXPECTED

4 = EXCEEDING



YEAR 5 STUDENT PROGRESS

NAME:	Have the	Starting Score	Ending score
TC	No	2	2
MS	Yes	2	3
MR	Yes	2	3
CG	No	X	2
LL	Yes	2	3
TPC	No	X	X
	0		0
	0		0
	0		0
	0		0
	0		0
	0		0
	0		0
	0		0
	0		0

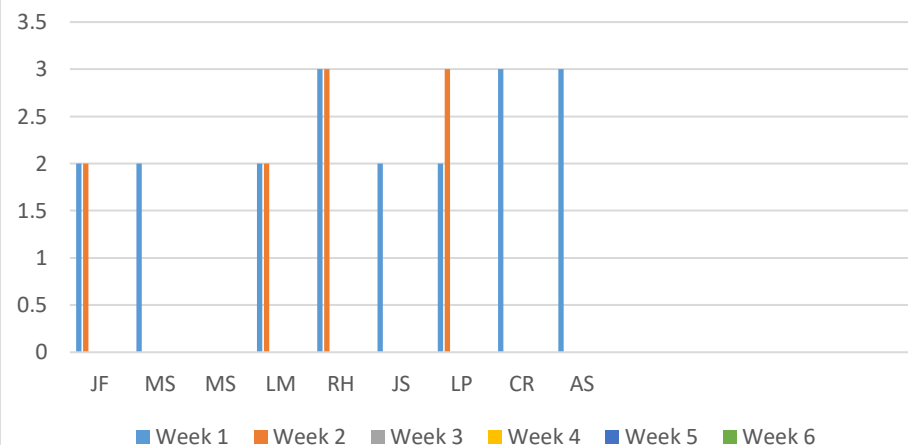
YEAR 5 SEMH TRACKING AUTUMN 1

DATE:	17.09.21	24.09.21	08.10.21	15.10.21	22.10.21	29.10.21
NAME	Week 1	Week 2	Week 3	Week 4	Week 5	Week 6
TC	2	X	2			
MS	2	X	3			
MR	2	X	3			
CG	X	X	2			
LL	2	X	3			
TPC	X	X	X	X		

KEY:

1 = EMERGING
2 = DEVELOPING
3 = EXPECTED
4 = EXCEEDING

Year 6 Bar Chart to Show progress of Teamwork
over a 6 week period



YEAR 6 STUDENT PROGRESS

<u>NAME:</u>	<u>Have the</u>	<u>Starting Score</u>	<u>Ending score</u>
JF	No	2	2
MS	No	2	X
MS	No	X	X
LM	No	2	2
RH	No	3	3
JS	No	2	X
LP	Yes	2	3
CR	No	3	X
AS	No	3	X
	0		0
	0		0
	0		0
	0		0
	0		0

YEAR 6 SEMH TRACKING AUTUMN 1

<u>DATE:</u>	17.09.21	24.09.21	01.10.21	08.10.21	15.10.21	22.10.21
<u>NAME</u>	Week 1	Week 2	Week 3	Week 4	Week 5	Week 6
JF	2	2	X			
MS	2	X	X			
MS	X	X	X			
LM	2	2	X			
RH	3	3	X			
JS	2	X	X			
LP	2	3	X			
CR	3	X	X			
AS	3	X	X			

KEY:

1 = EMERGING
2 = DEVELOPING
3 = EXPECTED
4 = EXCEEDING

